

Homelessness Spending Tops \$1 Billion

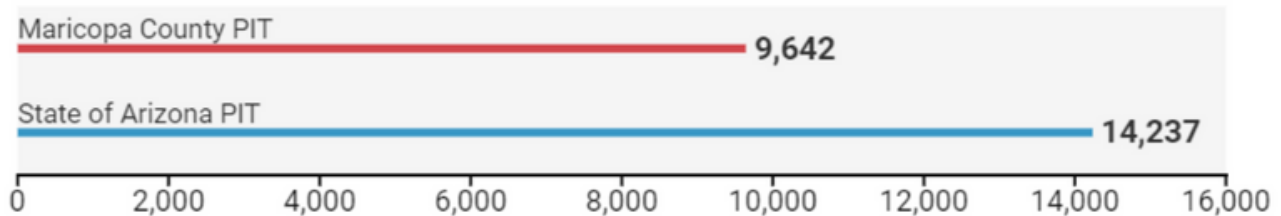


Author: Glenn Farley and Zachary Milne

Key Findings

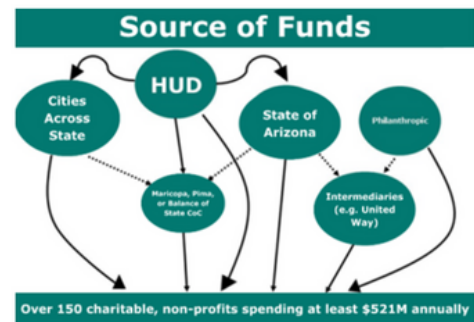
Homelessness in Arizona

The 2023 Point in Time (PIT) count, which provides a snapshot of the population experiencing homelessness in the region, counted 14,237 people experiencing homelessness on January 23, 2023, in Arizona. 9,642 of those individuals were living within Maricopa County, representing 68% of the state's total.



Revenue Streams: Homelessness Assistance Programs

The homelessness ecosystem consists of a complex array of organizations, agencies, and funding streams. The U.S. Department of Housing and Urban Development (HUD) is the key federal agency working on this issue, while states and localities have many different agencies and departments working on preventing and resolving homelessness.




Arizona Total Estimated Expenditures Related to Homelessness

Total Expenditures within Maricopa COC	\$678,313,840 - \$807,215,963
Total Expenditures within Pima COC	\$112,046,230 - \$139,431,810
Total Expenditures within Balance of State COC	\$142,948,107 - \$178,205,514
Arizona Total Expenditures	\$933,308,178 - \$1,124,853,287

Note: Estimates include state spending and charitable organization spending. Charitable organization spending collected from 990 Forms, annual reports and outreach to organizations.

The estimated expenditure amount of \$1.1 billion does not represent the full array of charitable organizations, public agencies, or health care and emergency response systems that are dedicated to serving individuals experiencing homelessness.



Within Maricopa County, the range of spending per person experiencing homelessness is \$22,159 per person to \$70,203 per person

on the type of count used. In comparison, spending per pupil for K-12 education in Arizona Public Schools is around \$14,673.

Maricopa County Spending

- **\$22,159 - \$70,203** Per Person Experiencing Homelessness

Comparative Arizona Metrics:

- **\$14,673** Per Pupil Spending for K-12 Education, 2023
- **\$23,400** Average yearly rent for an apartment in Arizona, 2024 Per Capita Income in Arizona, 2024
- **\$38,334** Per Capita Income in Arizona, 2022
- **\$72,581** Median Household Income in Arizona, 2022

Workforce Serving People Experiencing Homelessness

In Arizona, it is estimated that 9,000 employees work in organizations or other entities that have services or housing dedicated to people experiencing homelessness. The estimated number of volunteers is 42,000 people putting in around 2.1 million hours. The estimated financial value of volunteer hours is \$66.9 million.

Workforce Data	
NUMBER OF EMPLOYEES 9,000	NUMBER OF VOLUNTEERS 42,000
VOLUNTEER HOURS 2,186,833	VOLUNTEER HOURS = \$\$ \$66.8M

Mortality Rates Among People Experiencing Homelessness

The increasing unsheltered population estimates have coincided with other negative social outcomes associated with the pandemic and recent policy actions. Crime and drug abuse and overdose are rising both nationally and in Arizona. The rate of deaths among individuals experiencing homelessness is increasing at a faster pace in Arizona than the rate of homelessness itself. Based on Medical Examiner data, CSI estimates that 81% of deaths in people experiencing homelessness were drug-related, versus approximately 21% of overall deaths.

